



VMS V-Touch Upgrade

Make programming older VMS Trailers a breeze!

Onsite programming of VMS trailers does not have to be difficult or time consuming. Ver-mac, manufacturer of the ever-popular range of Variable Message Sign Trailers have developed the V-Touch graphic touch-screen controller. The V-Touch Controller comes standard with most current models and replaces the small screen and keyboard found on older trailers.

RTL's Service Department can upgrade your older VMS Trailers (with a small screen & keyboard) to the latest touch screen. The package includes the V-Touch Controller with embedded modem & GPS antenna, new cover plate, wiring loom and commissioning & setup.

The V-Touch Controller features an easy-to-read 7-inch (178 mm) color LCD display screen with simple point-n-go icons and a large touch keypad to make creating/editing and displaying a message quick and easy. It also displays real time message, battery and solar voltage data and a library to access a wide range of pre-programmed messages.

By upgrading, you will get the industry's most functional and easy-to-use controller!

Get in touch with us today by emailing services@rtl.co.nz or sales@rtl.co.nz



Original Set up



V-Touch Controller Upgrade

Why upgrade to the latest V-Touch Controller

- NTCIP compliant
- Easy-to-read – 7-inch (178 mm) color LCD touchscreen display
- User-friendly – one-touch icon-based menu items
- Time-saving – create your own library of messages
- Simple to operate – the intuitive point-n-go icons ensure quick and easy commands to display or edit messages
- Additional functionalities – scheduling, sign diagnostics, pin-protected security, and much more



V-Touch Upgrade: Bringing the latest technology to all Ver-mac Trailers



V-Touch Controller

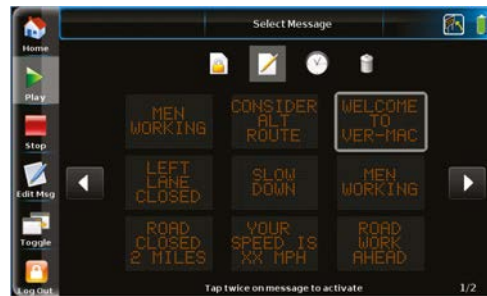
The Ver-mac V-Touch graphic touch-screen controller is highly intuitive. Check out these additional key features and training resources.

Key Features:



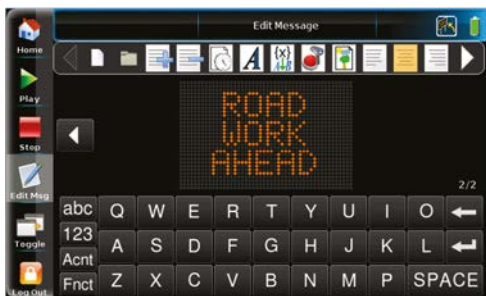
Home Page

Displays real time message, battery and solar voltage and one touch arrow display icons.



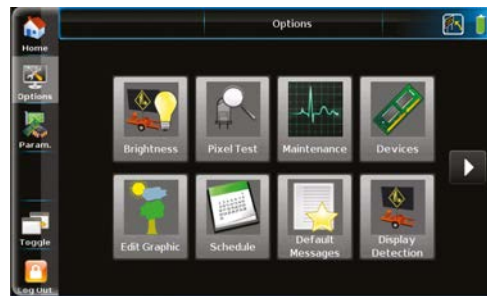
Message Library

View all created messages and display with a double touch of selected message.



Message Creator / Editor

Large touch keypad and intuitive icons make creating/editing and displaying a message quick and easy.



Options and Parameters

Quickly navigate to manage and maintain: schedule, brightness, security, graphics, and more.

Get in touch with us today by emailing services@rtl.co.nz or sales@rtl.co.nz

V-Touch Controller - Training Resources

[Tutorial One - How To Log In](#)

[Tutorial Two - Exploring The Home Screen](#)

[Tutorial Three - Creating A Message \(Basic\)](#)

[Tutorial Four - Creating A Message \(Advanced\)](#)

[Tutorial Six - Managing The Message Library](#)

If viewing this PDF online, please click on the links to launch the video.

For more, please contact RTL.